



HARDAYAL PUBLIC SCHOOL, BAHADURGARH
HOLIDAYS HOMEWORK (2019-20)
CLASS - I

Dear parent,

'Exciting time is here again! Its time for Summer Vacation and fun filled activities'.

Children are reservoirs of potential which needs to be tapped and channelized in diverse ways. We at HPS feel that it is very important to fire their imagination and foster an outlook that helps them explore, discover and rediscover. Children should be encouraged to develop intellectually and physically. Summer Vacation is the best and fruitful time for learning and for nurturing creativity. It is the time when you can connect with your child in many ways. The Holiday Homework designed would not only enhance achievements of your children but also help to enhance family relationships. It would teach your child to work independently and would improve their basic academic skills, such as reading, writing, and spellings and would help them develop personal skills and time management. A few suggestions that you may keep in mind.

- Spend quality time with your children. Take them out to outings and have fun time together.
- Help your children to become independent by giving them responsibilities. Involve them in small household activities.
- Inculcate in them good manners, healthy habits and respect for elders.
- Converse with your children in English.
- Encourage your children to read books to enhance their language skills.

- Reading will also boost their interpretative skills and provide them valuable literary experience.
- Cultivate sportsmanship by encouraging your children to play various indoor and outdoor games. Remember that Summer Vacation is the time to relax and enjoy.

So spend these holidays creating a nurturing and stimulating environment filled with fun, frolic, learning and education.

Assessment Worksheets to be done :

English : 6 to 16

Hindi : 2 to 5,32 and 37

EVS : 13 to 19


Maths : 5 to 10 , 16 and 41

Subject Enrichment Activity

- Go and visit one of your relatives house and do the following activities :
- Count the number of rooms.
- Observe the colour of each room and write with its name.
- Sit outside in the garden and draw the sketch of the house.
- Discuss the use of each room with any one of your elder and write it in the form of a table on a A4 size sheet.

- Paste five pictures of the things that you have observed in each room.
- Write five lines on My house on A4 size sheet.
- Learn one poem in Hindi on Mera ghar .
- Write any ten naming words you find in different rooms.
- Count and write number of green plants in the house. Learn names of any two of your favorite flowers.
- Make any one art and craft article from waste materials.

- Pictionary of Animals - Make an attractive Animal Pictionary and enhance your vocabulary. Paste pictures of any 10 animals and write facts about them. Example of one animal is given below.

Lion	
Baby lion - cub.	
Habitat - lives in forest	
Lions are wild animals. Lions are the only big cats that live in groups called pride.	
Lion is a member of the cat family.	

Thinking skill

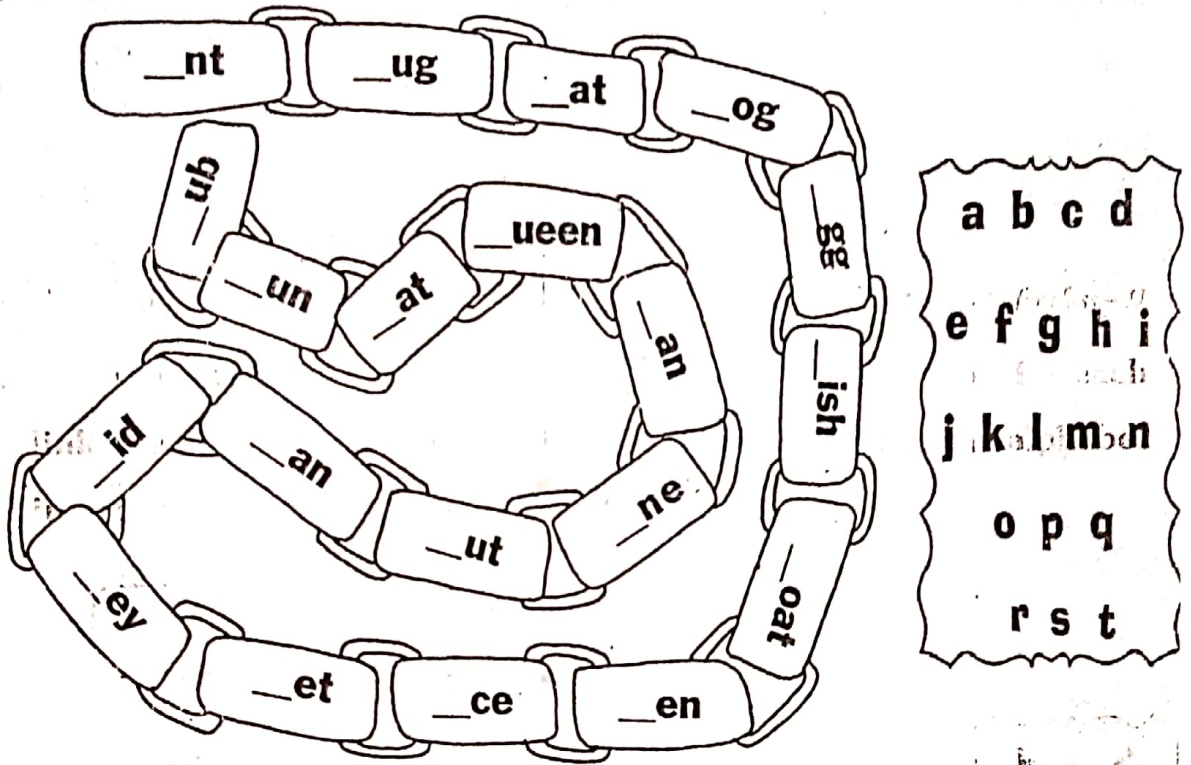
1. Care for your surrounding – Save the Environment.
Adopt a tree in your neighbourhood, water it daily, put manure and take the help of family members/ Mali to take care of it. Also feed grains & water to birds regularly. Write about the experience and pictures of yourself with the tree.
2. Watch Programmes on 'Discovery' Channel and 'Animal Planet'.
3. Know your surrounding – Exploring the Neighbourhood.
Visit the places near your house with you parents/grandparents like bank, ATM, market, post office, park, hospital etc. Take pictures and paste on A4 coloured sheets.

Q2. The teachers are trying to encourage the children to use simple words, phrases and sentences like:-

- May I go to play?
- May I borrow your pencil / eraser / sharpener?
- I have finished my work.
- Ma'am, may I go to the washroom?
- Ma'am, may I go to drink water?
- Ma'am, may I come in please?
- Ma'am, may I go to the bookshop?
- Ma'am, may I go to wash my hands?
- Ma'am, may I sit in the front row as I can't see from the back?
- Ma'am, please repeat the concept as I'm unable to understand it.
- Ma'am, I have lost my shoes / blazer / tiffin box / water bottle etc.
- Ma'am, I came late as I missed my bus.
- Ma'am, I'm sorry. I have forgotten to bring my book, note book, pencil / eraser / drawing book etc.
- Ma'am, I'm sorry I couldn't complete my Home Work as I was unwell.
- Madam, may I borrow a pencil / eraser / ruler etc. from my partner as I've forgotten to bring it today.
- Wishing people properly – Hello Uncle / Aunty how are you?
- Wishing parents and elders Good Morning, Good Afternoon, Good Evening and Good Night.
- Ma'am, I have...

If we, as teachers and parents make a sincere effort and pay attention to the above mentioned points, we can help our children to learn, to understand and speak English at an early age.

Q3. Make an alphabet chain. Write one letter to make a word for each link. Begin with letter a. Continue using the letters of the alphabet in order as given in the box.



Q4. Remove the extra letter from each word to make it meaningful and rewrite it below:

lesft

wamlks

brikght

anpimal

flgower

padint

Pick the Blend

Choose the correct blend to complete the word.



ed



eep



ub

ag



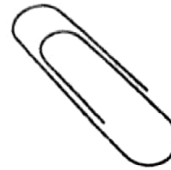
ock




us



ad



ip



ug



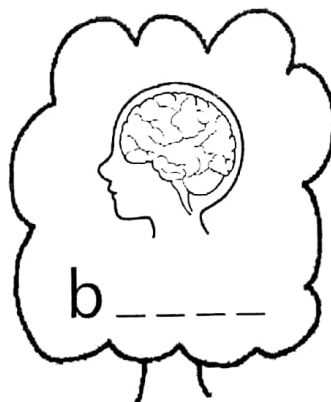




ove

pl	cl	sl	cl	pl
sl	cl	gl	gl	fl

English

Fill in the blanks and colour the pictures

ai ee ie oa




Name: _____

Date: _____





Common or Proper Nouns

Directions: Use the color code to color the nouns.

Common
Nouns










Proper
Nouns



© Annie Moffatt © The Moffatt Girls 2016

Q5. Name me.

- a. The  _____ are very sweet.
- b.  _____ lay  _____.
- c. A  _____ is a beautiful flower.
- d. This is  _____ (write any name).
- e. The  _____ likes  _____.

Q6. Add the letter given in the circle to the letters in the rectangle to make meaningful words. Remember, the letter could be used in the beginning, end or in-between too.

e.g. Sape ----- Shape. Rewrite them in the space given.


	sape	

watc	h	cair
-----		-----
	ole	




	reen	



enine	g	buildin
-----		-----
	lauh	

Q4. Colour the numbers from 1 to 20. Add your thumbprints on the shell to complete the tortoise:



Count and write how many things you see in the picture:

	<input data-bbox="391 1523 558 1702" type="text"/>		<input data-bbox="742 1523 909 1702" type="text"/>		<input data-bbox="1125 1523 1292 1702" type="text"/>
---	--	---	--	--	--



Q7. Given below are ten sentences. Rewrite and put them in the right columns.

Column A

- ◆ It is the king of animals.
- ◆ It is a beautiful bird.
- ◆ It has colourful feathers.
- ◆ It has a mane.
- ◆ It roars.

Column B

- ◆ It dances in the rains.
- ◆ It eats other animals.
- ◆ It eats worms and snakes.
- ◆ Its young one is called a cub.
- ◆ It is our national bird.











































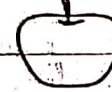
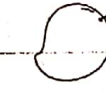





Column A




A Lion

Column B

A Peacock

Count the number of fruits and fill in the information to complete the table provided.

Fruits	Number	Number Names
Apples 		
Mangoes 		
Cherries 		

Look at the table and fill in the blanks:

- The biggest number in the table is
- The smallest number is
- There are bananas than mangoes. (less, more)
- There are apples than watermelons. (less, more)

HINDI-

- 1- दी गयी कार्यपत्रिका में स्वर व व्यंजन का अभ्यास कीजिए।
- 2- 2"x2" आकार के अ से अः तक के स्वर प्रदर्शनात्मक पत्र (फलैश कार्ड) में चित्र सहित बनाइए।
- 3- सूरज जी तुम इतनी जल्दी कविता याद कीजिए।
- 4- एक अलग कॉपी में प्रतिदिन 1 पेज हिंदी सुलेख लिखिए।

1 स्वर - वर्णों को सही क्रम से लगाओ -

ओ ऐ इ अं उ अ ए औ ई अः ऊ ऋ आ

2 व्यंजन - वर्णों के वर्ग को सही क्रम में लगाओ -

त थ द ध न

च छ ज झ ञ

क ख ग घ ङ

ट ठ ड ढ ण
