

**HARDAYAL PUBLIC SCHOOL**  
**Holiday Assignment (2019 – 20)**  
**Class II**



Dear Students,  
Summer has arrived and so has the vacation from school!

Summer is messy, Summer is fun,

Summer is spending, All day in the sun!

Summer is campfires, Snores and late nights,

Summer is windy days, Spent flying kites!

Summer is tan lines and Splashing in lakes,

Summer is mornings with, Chocolate pancakes!

Summer is time spent, With family and friends,

Summer is hoping that it never ends!!

**Dear Parents,**

Summer Vacation is a time for the children to enjoy and relax . These days are precious and valuable and can be made most from if judiciously used. We should always remind ourselves that children will not remember us for the gifts we shower upon them but will always cherish the time we spent with them. Its time to nurture young minds, inculcate moral values and narrate family anecdotes to keep them in touch with their roots.

**Few tips to make the vacation a fruitful time for your child.**

- Encourage your child to take up yoga or any other form of healthy activity during the vacations.
- Involve children in household chores.

- **Create a summer diary-** Encourage your child to keep a summer diary, to paste photographs of special days and write about them.
- Enjoy walking with them in parks and appreciate nature.

**LANGUAGE DEVELOPMENT** Different types of languages are spoken by people from different regions but the most important thing is that, any language, when spoken should be spoken correctly. The two common languages that our children should be able to speak fluently are Hindi and English. Since English is a universal language spoken and understood by people all over the world, we want our children also to be proficient in speaking it and for this we need your full support and cooperation. We would appreciate if you adhere to the following points. Converse with your child in English. Let's encourage the children to use simple words, phrases and sentences like-

- May I come in ?
- May I drink water?
- I am feeling hungry.
- I am feeling thirsty.
- Mom, please give me something to eat.
- Please give me a glass of water.
- Please trim my nails.
- Please tell me a story.
- Can I watch T.V.?
- Can I go to the park?
- I am feeling sleepy.

**Use of magic words** like excuse me, sorry, thanks, please.

#### SECTION - A

**Work to be done in Assignment file:**

English : Page -4 ,5, 52, 53

Hindi: Page - 5,10, 11

Maths : Page - 5, 6,7,8,20,21,32 ,33

E.V.S : Page - 51 ,52

#### ENGLISH

##### Gateway to good handwriting

It is rightly said that good handwriting tells us about personality of a person. Help your child to -

- I) Frame meaningful sentences from the given words.
- II) Write one page of handwriting of each sentence in 3 in 1 notebook.  
**Garden, kind, mother, new, school, famous, house, because, share, clean.**

##### Creative Corner

###### I) **Books are our best friends**

Read interesting moral stories and make summer time a memorable and an enjoyable one. Pick up your favorite story. Depict any 1 famous character from the story on A3 size colored pastel sheet and write the following information on it.



- 1) Title of the story
- 2) Name of the character you liked most.
- 3) Moral of the story
- 4) Why do you like the character?


II) **Vocabulary Building** : Help your child to read newspaper daily and pick out 10 naming words (Nouns ) from it and write them in 3 in 1 notebook.  
[ for one week]

III) **Words to Know**

Write your full name in capital letter. Then make a wall hanging of naming words Picture with each letter of your name. Also write the name of each picture.

## हिंदी :

- नीचे दिए शब्दों से वाक्य बनाए और उन्ही वाक्यों के सुलेख लिखें ।  
परी , सुबह , मम्मी , नाश्ता , होनहार , घमंडी , अनसुना , समाचार , सुंदर , खिलौना
- कोई भी एक कहानी पढ़िए और दस शब्दों की एक रेलगाड़ी बनाइये ।(A3 SIZE SHEET)




## MATHS

I) **Fun With Shapes**

Make a scenery using different geometrical shapes on A4-size sheet .Then decorate it by using 2D shapes objects (like bindi , bangles , mirror of different shapes, studs ,stars etc). Laminate and decorate it also.

II) **Make a clock with the help of paper plate and decorate it.**



## EVS

I) **Dress me up** Draw a boy or girl on A3 size sheet and decorate his /her dress using waste material . Laminate and decorate it also.


II) **Happy Fathers Day** “A dad is someone who holds you when you cry, scolds you when you break the rules, shines with pride when you succeed and has faith in you even when you fail....”

Take your father for a nature walk. Observe the beautiful plants around you with him .Collect leaves of different sizes and shapes. Take your mother’s help and make a beautiful greeting for your father with leaf printing and also write a heart touching message inside it. Surprise him by making sandwiches and lemonade in the breakfast for him with the help of your mother .

### SECTION - B

#### Subject Enrichment Activity: Neighbourhood

- Collect pictures of the places you see around your house and make a collage on neighbourhood.
- Write and learn a poem on Our Helpers in English. [A4 size sheet]
- Make stick puppets(with ice cream sticks) of any 2 helpers.



- Observe the conversation between the shopkeeper and your mother. Write it in Hindi in 3 in 1 notebook.
- Record the following information about 3 families in your neighbourhood and write it in a tabular form.

S. No.	House No. [Mention even or odd ]	Name and Mobile No.	No. of members	Joint /Nuclear Family
1.				
2.				
3.				




Name \_\_\_\_\_

# Color by Nouns

A proper noun names specific people, places, things or ideas.

A common noun names general things.



## Color Code:

common noun=purple

proper noun=blue

Name: \_\_\_\_\_

# proper Nouns

Think of some proper nouns for each common noun.

	Common Noun	Proper Noun
	store	
	car	
	candy	
	girl	
	movie	
	drink	

# SWEET NOUNS

Read the nouns on the candy. Use the colour code to colour the candy

Colour Code : person - red      place - purple  
                  thing - pink      animal - orange





Fill in the blanks with the letters given below to make new words:

oo

1. room
2. t\_\_\_\_\_l
3. p\_\_\_\_\_l
4. st\_\_\_\_\_l
5. br\_\_\_\_\_m

ang

1. bang
2. s\_\_\_\_\_
3. r\_\_\_\_\_
4. h\_\_\_\_\_
5. g\_\_\_\_\_

th

1. this
2. \_\_\_\_\_at
3. \_\_\_\_\_ese
4. \_\_\_\_\_ose
5. \_\_\_\_\_ere

wh

1. whip
2. \_\_\_\_\_en
3. \_\_\_\_\_ere
4. \_\_\_\_\_y
5. \_\_\_\_\_at

ing

1. sing
2. r\_\_\_\_\_
3. str\_\_\_\_\_
4. br\_\_\_\_\_
5. k\_\_\_\_\_

ch

1. chick
2. \_\_\_\_\_ain
3. \_\_\_\_\_alk
4. \_\_\_\_\_irp
5. \_\_\_\_\_at





Name \_\_\_\_\_

Blends: sn, sk, sp, sl, sm

**Directions:** Complete each rime below with an onset s-blend. You might be able to use more than one blend for some rimes.

_____	ail	_____	eep	_____	oon
_____	ell	_____	ight	_____	ake
_____	ack	_____	oop	_____	ope
_____	ort	_____	ile	_____	ush
_____	end	_____	eed	_____	all
_____	ink	_____	ing	_____	ick
_____	ate	_____	ier	_____	ide

प्रश्न - 1

दिए गए चित्र में रंग भरे और अपनी भाषा में इसके विषय में लिखें।



---

---

---

---

---

---

---

---

---

---



प्रश्न2. दादी-दादा या नानी-नाना के साथ एक दिन बिताए और उनकी दिनचर्या के बारे में कुछ वाक्य लिखें। (8-10 पंक्तियाँ)

-----

-----

-----

-----

-----

-----

-----

-----

-----

-----

-----

-----

-----

-----

-----

प्रश्न - 3

निम्न संयुक्त व्यंजनों से दो-दो शब्द बनाओ

त् + र = त्र

(त्रिशूल)

\_\_\_\_\_

\_\_\_\_\_

क् + ष = क्ष

(क्षत्रिय)

\_\_\_\_\_

\_\_\_\_\_

ज् + ज्ञ = ज्ञ

(ज्ञान)

\_\_\_\_\_

\_\_\_\_\_

भा + र = श्र

(विश्राम)

\_\_\_\_\_









\_\_\_\_\_

सही शब्द चुनकर खाली स्थान भरो—

- i. \_\_\_\_\_ हमारे सच्चे मित्र हैं। (वृक्ष, व्रक्ष)
- ii. हमारी \_\_\_\_\_ बहुत सुंदर है। (पृथ्वी, प्रथ्वी)
- iii. हमारे सौरमंडल में आठ \_\_\_\_\_ है। (ग्रह, गृह)
- iv. हिमालय \_\_\_\_\_ बहुत ऊँचा है। (पवृत, पर्वत)
- v. \_\_\_\_\_ में सामान लदा है। (ट्रक, टर्क)
- vi. हमें \_\_\_\_\_ के नियमों का पालन करना चाहिए। (ट्रेफिक, टैफिक)
- vii. हमारे झंडे में एक \_\_\_\_\_ है। (चक्र, चर्क)
- viii. राधा बहुत अच्छा \_\_\_\_\_ करती है। (नृत्य, नर्त्य)
- ix. दिल्ली में \_\_\_\_\_ रेल चलती है। (मेट्रो, मेट्रो)
- x. \_\_\_\_\_ बजा रहा है। (झम, डर्म)



Q.1. Add and write the prices of given picture products in the box  below. Draw and colour the products of the same value in the given racks.

$20+15+20$ <input type="text"/>		$15+30+35$ <input type="text"/>		$15+15+10$ <input type="text"/>		$30+30+30$ <input type="text"/>	
$10+30+40$ <input type="text"/>		$5+15+20$ <input type="text"/>		$15+45+30$ <input type="text"/>		$10+25+20$ <input type="text"/>	

₹	₹	₹	₹
<input type="text"/>	<input type="text"/>	<input type="text"/>	<input type="text"/>
<input type="text"/>	<input type="text"/>	<input type="text"/>	<input type="text"/>

Q.2. In the grid of numbers below, there are hidden addition problems. Follow the numbers down or across. Circle the addition problems. One has been done for you.

	1	4	6	$2+5=7$			
3	4	8	0	5	2	6	5
0	6	3	9	4	8	2	1
4	6	7	1	8	9	3	4
5	4	6	1	7	0	5	3
9	7	1	3	0	6	2	6
3	1	1	2	5	2	4	4
	6	5	0	4	8	7	
		4	1	3	8		

Name


Date

# MENTAL MATH QUIZ 1:1

1)  $3 + 6$

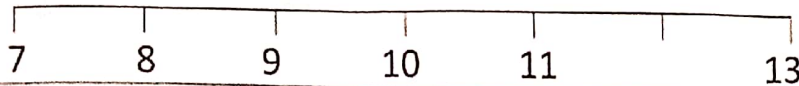
2) Write down the next number:  
8 9 10 11 12 \_\_\_\_\_

3) How many sides?




4)  $8 - 5$

5) Which number is missing from the number line?



6) How many fish?



7) What number comes **after** 26?

8) How much money?



9) I have 10 bananas. I eat 3 of them. How many are left?

10) Sally has 5 cakes. She makes 2 more. How many does she have now?

11) Draw the next shape in the sequence.



12) Which number comes **before** 18?



## RIDDLES AND CODES

Use the secret code given below to answer these riddles.

a) What can run but can't walk?

20 2 12 6 5

— — — — —

b) What has hands but no arms?

19 17 3 19 1

— — — — —

c) What is made that can't be seen?

9 3 16 13 6

— — — — —

d) What goes up and down without ever moving?

13 12 2 16 5 19 2 13 6

— — — — — — — — —

e) What belongs to you but is used more by others?


8 3 7 5 9 2 15 6

— — — — — — — — —

f) What has eyes but can't see?

4 3 12 2 12 3

— — — — — — — — —



1	2	3	4	5	6	7	8	9	10	11	12	13	14	15	16	17	18	19	20
K	A	O	P	R	E	U	Y	N	F	H	T	S	D	M	I	L	B	C	W

# All About Me!

Name: \_\_\_\_\_

My picture

My family

When I grow up I want to be...

My birthday: \_\_\_\_\_

## My favorite things

Color





Food

Place

Hobby



# Earth Day





# Everyday is Earth Day

e	a	r	t	h	p	a	o
g	r	s	a	v	e	a	f
g	e	a	c	i	o	e	m
r	u	r	e	d	u	c	e
o	s	l	i	t	t	e	r
w	e	g	e	h	e	r	t
r	e	c	y	c	l	e	r
h	t	r	a	s	h	t	e
o	g	k	s	v	e	a	e
p	o	l	l	u	t	e	s
t	n	e	n	e	r	g	y



earth    save    reduce    recycle    reuse  
 energy    grow    trees    pollute    trash    litter