

HARDAYAL PUBLIC SCHOOL, BAHADURGARH
WINTER HOLIDAYS HOMEWORK

Dear Child,

Holidays are an integral part of a student's life. It's a time for fun, a time to explore and a time to learn in different ways. When holidays are given a meaningful direction, it results in a productive and enjoyable time. Let's use these holidays to pursue some hobbies and apply our minds creatively to learn new things and to bring a new change in the environment in our own individual way.

Instructions-

- ❖ **Take the help of your parents when necessary.**
- ❖ **The written part should be neatly presented in your own handwriting.**
- ❖ **Do reading and writing practice daily.**
- ❖ **Kindly bring the holidays homework duly completed on the first working day after holidays.**



HAPPY HOLIDAYS

ENGLISH WORKSHEETS

Arrange the given words in Alphabetical order.

1.
2.
3.
4.
5.
6.
7.



tree



hat



penguin



mitten



deer



coat



scarf

Find the Nouns & Adjectives

Q. Circle the nouns and underline the adjectives in the following sentences.

1. The sky is blue.



2. The sun is bright.



3. The gem is shiny.



4. May is short.



5. Tommy is fat.



6. The t-shirt is red.



Describing Words

Look at the pictures and fill in the blanks with the correct describing words:
(fat, hot, tall, wide, huge, small, round, open, short)

- 1) This is a _____ tower.
- 2) The tea is _____.
- 3) These kittens are _____.
- 4) The road is _____.
- 5) The lady has _____ hair.
- 6) The earth is _____.
- 7) The pig is _____.
- 8) The box is _____.
- 9) The dinosaur is _____.



VERBS



1.



2.



3.



4.



5.



6.



7.



8.



9.



10.

- | | | | | |
|---------|---------|----------|---------|---------|
| Crying | Jumping | Sleeping | Running | Singing |
| Writing | Washing | Reading | Eating | Dancing |

UNSEEN PASSAGE

Read the passage and answer the questions.

Elephants have very big ears. They use their ears to keep away heat from their body. They cannot jump but they can swim in water. Elephants use their trunk to drink water.

A. Put a tick for the correct statements and a cross for the incorrect ones.

1. Elephants can swim in water. _____
2. They have small ears. _____
3. Elephants can jump. _____
4. They drink water with the help of their trunk. _____

B. Write the opposite of the following words.

1. big - _____
2. heat _____

C. Write the synonyms of the following words.

1. jump - _____
2. big _____

D. Make sentences of following words.

1. Jump- _____
2. Drink- _____
3. Swim - _____

EVS WORKSHEETS

FOOD



WRITE:

cheese milk cake bananas chicken
 eggs pizza bread meat sandwiches
 spaghetti oranges fish pears apples



I like



I don't like

e.g: I like oranges.

I like

I

.....


e.g: I don't like apples.

I don't like

I

.....

Circle 4 things that plants need to grow.



Write the animal names in appropriate column

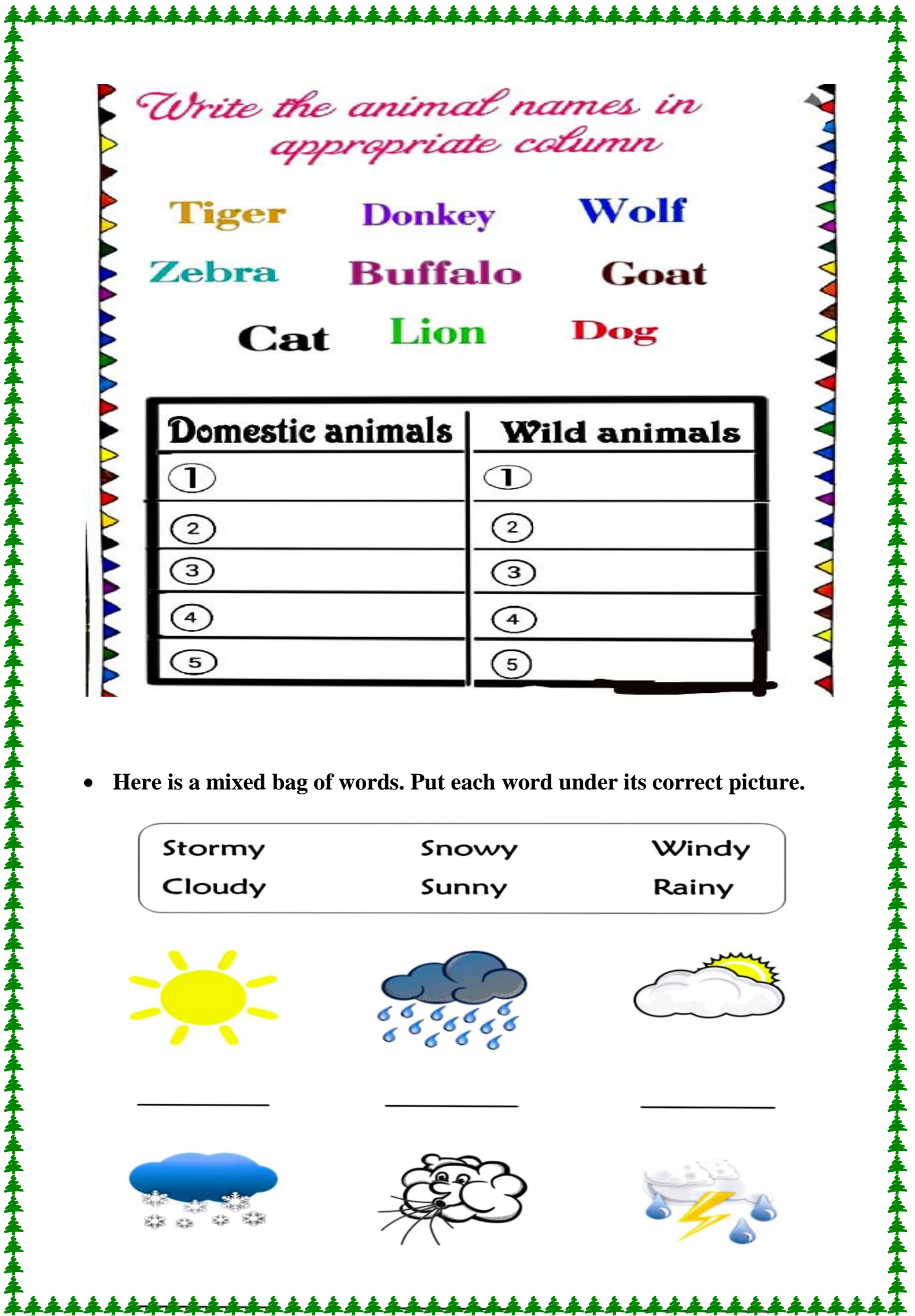
Tiger **Donkey** **Wolf**
Zebra **Buffalo** **Goat**
Cat **Lion** **Dog**

Domestic animals	Wild animals
①	①
②	②
③	③
④	④
⑤	⑤

- Here is a mixed bag of words. Put each word under its correct picture.

Stormy Snowy Windy
 Cloudy Sunny Rainy

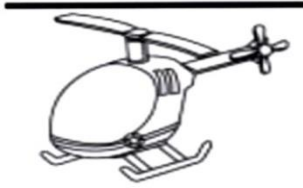




- Unjumbled the name of transport



- obat



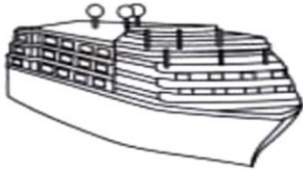
- ramt



- isph

- icycleb

- planeria

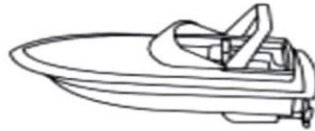


- xita



- lonobal

- licoheptre



हिंदी

प्यारे बच्चों

सर्दों की छुट्टियां बनाओ पर पढाई को भूल ना जाओ

इस लए थोडा सा ग्रह कार्य है इसको अच्छे से करके आओ |

1. पृष्ठ 35 36 और 37 अभ्यास पत्रिका में करो
2. एक क्रसमस ट्री बनाओ |
3. 2 वाक्य रोजाना लखो |
4. ए ऐ ओ औ की मात्रा का अभ्यास करो |

वाक्य लेखन







चित्र को पहचान कर (ै) की मात्रा लगाओ



पैर



बल



नन



मना



पसा

स्वर और उसकी मात्रा को सही मिलान कीजिए :

Drag and drop

अ { }
आ { }
इ { }
ई { }
उ { }
ऊ { }
ऋ { }
ए { }
ऐ { }
ओ { }
औ { }

१
२
३
४
५
६
७
८
९
१०

1. अंकों के सही नाम चुनिए :



आठ

चार

छह

दस

एक

तीन

सात



दो

पाँच

नौ

चित्र देख कर नाम चुनिए

केला	रेलगाड़ी	पेड़	शेर	सपेरा	केतली
------	----------	------	-----	-------	-------



औ

(ौ) की मात्रा वाले शब्द

ौ

शब्द को उसके चित्र से मिलाओ



पौधा

कौआ

लौकी

औरत

तौलिया



एक और अनेक

बच्चों आओ 'ए' की मात्रा लगाकर एक चीज़ से अनेक चीज़ें बनाते हैं।

एक		अनेक
	केला	केले
	1. बेटा	_____
	2. लड़का	_____
	3. ताला	_____
	4. तारा	_____
	5. सारा	_____
	6. हमारा	_____
	7. मेरा	_____
	8. जूता	_____
	9. गमला	_____



MATHS

- Learn and write tables 2 to 8 five times
- Write number names 100 to 150 times.
- Do the attached worksheets
- Find the sum:

$$\begin{array}{r} 1) \quad 14 \\ + 21 \\ \hline \end{array}$$

$$\begin{array}{r} 2) \quad 28 \\ + 60 \\ \hline \end{array}$$

$$\begin{array}{r} 3) \quad 22 \\ + 71 \\ \hline \end{array}$$

$$\begin{array}{r} 4) \quad 31 \\ + 16 \\ \hline \end{array}$$

$$\begin{array}{r} 5) \quad 79 \\ + 10 \\ \hline \end{array}$$

$$\begin{array}{r} 6) \quad 72 \\ + 3 \\ \hline \end{array}$$

$$\begin{array}{r} 7) \quad 1 \\ + 13 \\ \hline \end{array}$$

$$\begin{array}{r} 8) \quad 87 \\ + 11 \\ \hline \end{array}$$

$$\begin{array}{r} 9) \quad 16 \\ + \quad 60 \\ \hline \\ \hline \end{array}$$

$$\begin{array}{r} 10) \quad 8 \\ + \quad 60 \\ \hline \\ \hline \end{array}$$

$$\begin{array}{r} 11) \quad 12 \\ + \quad 66 \\ \hline \\ \hline \end{array}$$

$$\begin{array}{r} 12) \quad 48 \\ + \quad 30 \\ \hline \\ \hline \end{array}$$

$$\begin{array}{r} 13) \quad 11 \\ + \quad 67 \\ \hline \\ \hline \end{array}$$

$$\begin{array}{r} 14) \quad 9 \\ + \quad 80 \\ \hline \\ \hline \end{array}$$

$$\begin{array}{r} 15) \quad 15 \\ + \quad 73 \\ \hline \\ \hline \end{array}$$

$$\begin{array}{r} 16) \quad 60 \\ + \quad 14 \\ \hline \\ \hline \end{array}$$

$$\begin{array}{r} 17) \quad 48 \\ + \quad 50 \\ \hline \\ \hline \end{array}$$

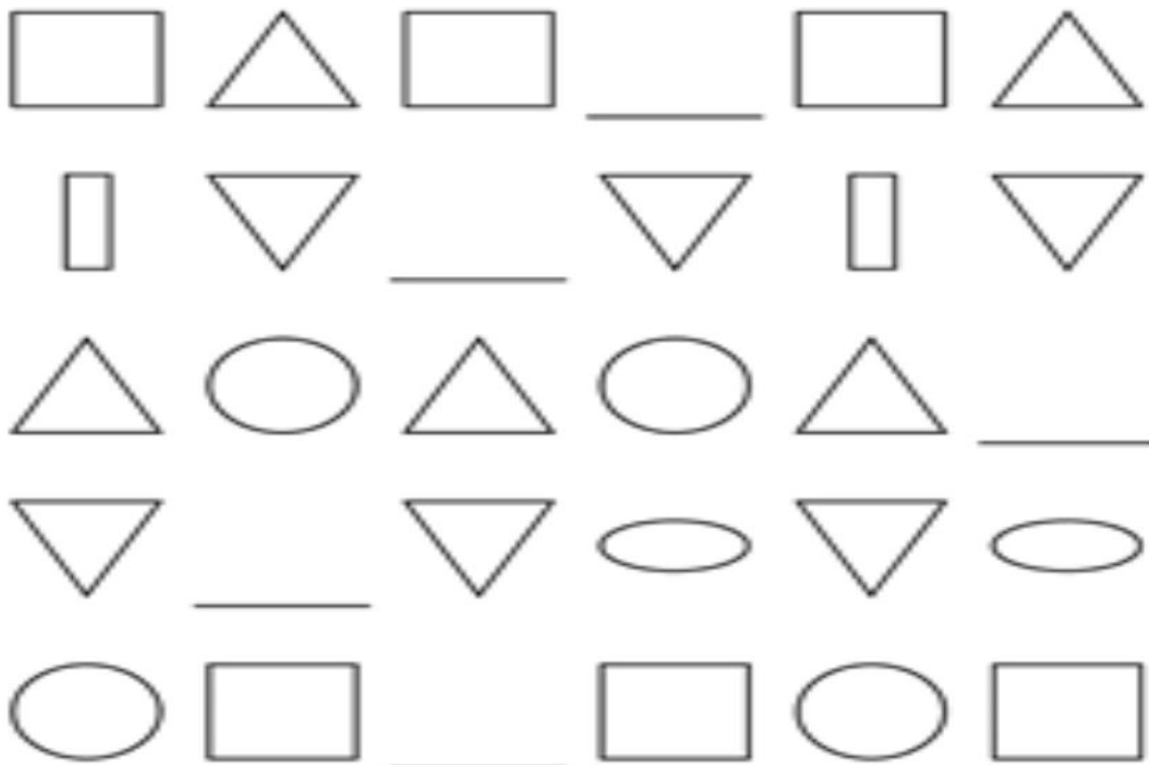
$$\begin{array}{r} 18) \quad 46 \\ + \quad 32 \\ \hline \\ \hline \end{array}$$

$$\begin{array}{r} 19) \quad 54 \\ + \quad 12 \\ \hline \\ \hline \end{array}$$

$$\begin{array}{r} 20) \quad 73 \\ + \quad 13 \\ \hline \\ \hline \end{array}$$

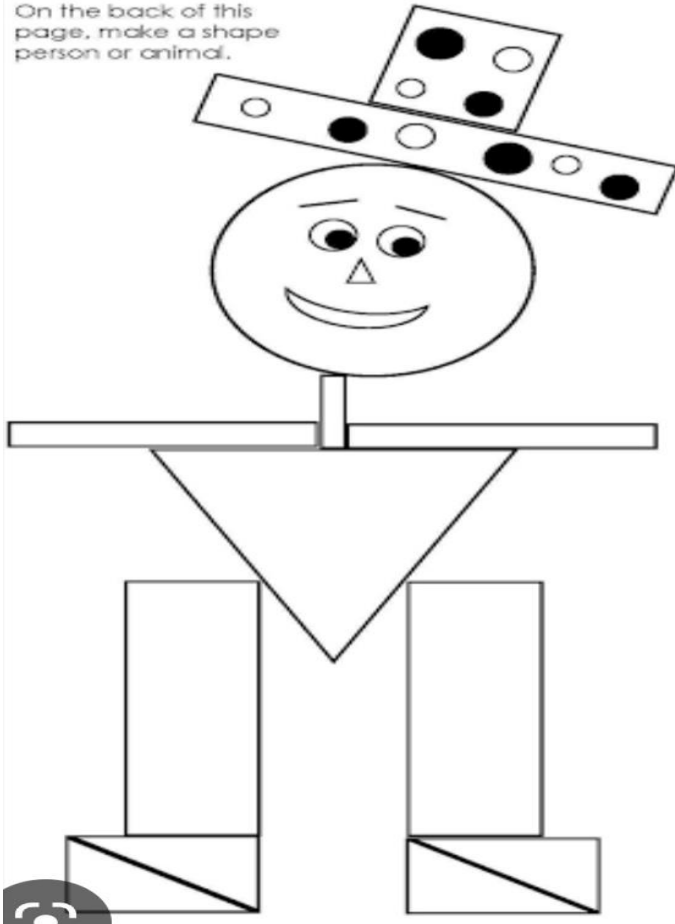
Pattern Worksheet - Basic Shapes

Instructions: Draw the missing shape to complete each of the patterns below.



Name: _____

On the back of this page, make a shape person or animal.



My hat has:

- _____ circles
- _____ rectangles
- _____ squares
- _____ triangles

My face has:

- _____ circles
- _____ triangles
- _____ squares

My arms are:

My body is a:

My legs are:

My feet are:

- Write the time:

1 a.



_____ : _____

1 b.



_____ : _____

2 a.



_____ : _____

2 b.



_____ : _____

3 a.



_____ : _____

3 b.



_____ : _____

Addition and Subtraction

$$\begin{array}{r} 1) \quad 25 \\ + \quad 14 \\ \hline \end{array}$$

$$\begin{array}{r} 2) \quad 68 \\ - \quad 12 \\ \hline \end{array}$$

$$\begin{array}{r} 3) \quad 70 \\ + \quad 24 \\ \hline \end{array}$$

$$\begin{array}{r} 4) \quad 58 \\ - \quad 15 \\ \hline \end{array}$$

$$\begin{array}{r} 5) \quad 34 \\ + \quad 22 \\ \hline \end{array}$$

$$\begin{array}{r} 6) \quad 33 \\ - \quad 20 \\ \hline \end{array}$$

$$\begin{array}{r} 7) \quad 42 \\ + \quad 44 \\ \hline \end{array}$$

$$\begin{array}{r} 8) \quad 62 \\ - \quad 11 \\ \hline \end{array}$$

$$\begin{array}{r} 9) \quad 58 \\ + \quad 11 \\ \hline \end{array}$$

$$\begin{array}{r} 10) \quad 94 \\ - \quad 73 \\ \hline \end{array}$$

$$\begin{array}{r} 11) \quad 21 \\ + \quad 57 \\ \hline \end{array}$$

$$\begin{array}{r} 12) \quad 37 \\ - \quad 14 \\ \hline \end{array}$$

$$\begin{array}{r} 13) \quad 35 \\ + \quad 33 \\ \hline \end{array}$$

$$\begin{array}{r} 14) \quad 58 \\ - \quad 16 \\ \hline \end{array}$$

$$\begin{array}{r} 15) \quad 12 \\ + \quad 76 \\ \hline \end{array}$$
