



HARDAYAL PUBLIC SCHOOL, BAHADURGARH WINTER HOLIDAYS HOMEWORK

Dear parents,

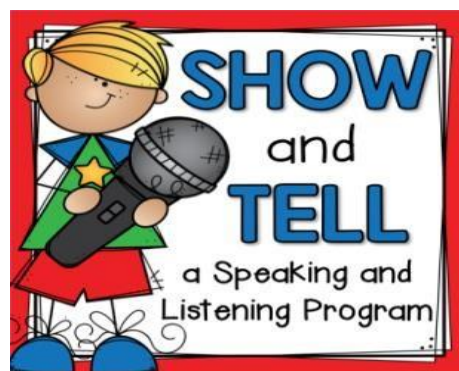
Its vacation time again, a time to relax as well as to fruitfully occupy the children and keep their energies well directed. We seek you to lend your support and motivate your child. We have planned some activities to keep the children positively engaged.

“Story telling is a loads of fun ” Storytelling is an ancient art of using interactive words and tonal variations creatively to reveal different elements of the story in a manner that will keep readers hooked. It plays a critical part in child’s overall development by enhancing their imagination and creatively promoting language learning. Suggested story book series:

- Bubbles
- Bruno
- NODDY
- Pepper



Show and Tell: Child can choose any one object from their surrounding and encourage them to speak few lines on it .Prepare him/her to share and present that is special to your child– a toy, a book ,a photo in the class . Child can use props or pictures for this activity.



Time for fun with music: Rhymes play an important role in the growth and development of children. It helps them to develop auditory skills, modulate voice and speech development. So to enhance these skills and have fun with music, make your child listen to rhymes and learn at least two rhymes. Links for your reference is given below:

<http://youtu.be/66SAHO2H-J0>

<http://youtu.be/kK8FMTO-zks>

<http://youtu.be/JdGsFX9nhsQ>

<http://youtu.be/F6QOrTUtfDo>



Revise and complete the worksheet attached.

Thanks for your co-operation.




Activity

Complete with this, that, these or those:

1. _____ are pears.



2. _____ is a pomegranate.



3. _____ are melons.



4. _____ is a strawberry.



5. _____ are tangerines.



6. _____ are grapes.



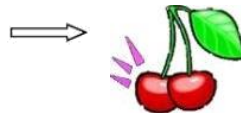
7. _____ is an apple.



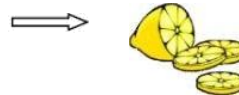
8. _____ is a pineapple.



9. _____ are cherries.



10. _____ is a lemon.





Addition - Count the objects, write the numbers and find the sum (1-10)



+

=



+

=



+

=



+








=





+

=

Look at the pictures. Write the words.
Match with the opposite.





Hindi Matra Worksheet

आ (ा) की मात्रा वाले शब्द ा

चित्र को पहचान कर (ा) की मात्रा लगाओ



जहाज



मकान



अखबर



अननस



टमटर

Hindi Matra Worksheet



अक्षरो को ट्रेस करे (Trace The Letter)



ई-(ee) की मात्रा
क + ई = की (kee)



ल + क + इ + ी = लकड़ी

लकड़ी

म + छ + ल + ी = मछली

मछली

ति + त + ल + ी = तितली

तितली

द + ी + वा + र = दीवार

दीवार

द + ी + प + क = दीपक

दीपक

क + हा + न + ी = कहानी

कहानी



(ि) की मात्रा वाले शब्द



चित्र को पहचान कर (ि) की मात्रा लगाओ



धनिया



भारत



कसान



वमान

गरगट

Color by Letter

Name: _____ Date: _____

Color the Picture using the chart.

